

D 放冰冷盤

DROP-IN COLD PANS (ICE-COOLED)



WBCT Series / Item# _____



Specifications:

Top and interior to be one piece, continuously welded construction of 18-gauge stainless steel. Drain, gate valve, and cordset provided. Exterior to be corrosion resistant steel. Insulation to be high-density polyurethane, foamed in place.

Optional:

- 1" high-perforated stainless steel bottom strainer plates provided.
- Custom size and styles available.

Model#	Size		12"x20" Pan	Cut Out Size		Ship Wt.
	L	D	Capacity	L	D	Fowls
WBCT-300	42"	24"	3	40-1/2"	22-1/2"	100
WBCT-400	55"	24"	4	53-1/2"	22-1/2"	135
WBCT-500	68"	24"	5	66-1/2"	22-1/2"	170
WBCT-600	81"	24"	6	79-1/2"	22-1/2"	205
WBCT-700	94"	24"	7	92-1/2"	22-1/2"	245
WBCT-800	107"	24"	8	105-1/2"	22-1/2"	285
WBCT-900	120"	24"	9	118-1/2"	22-1/2"	325
WBCT-1000	133"	24"	10	131-1/2"	22-1/2"	365

* 配置荏布非台上如果安裝鋼管，考慮站腳位置，盤長加 2"

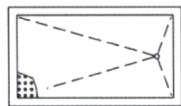
The manufacturer reserves the rights to modify materials and specifications without notice.

D 放冰冷盤

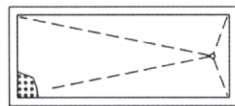
DROP-IN COLD PANS (ICE-COOLED)



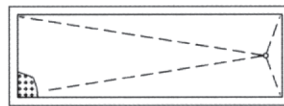

WBCT Series / Item# _____



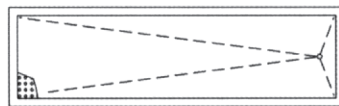
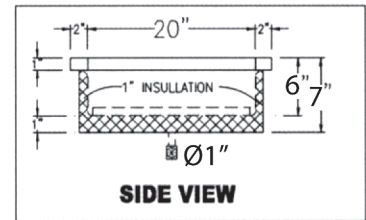

WBCT-300



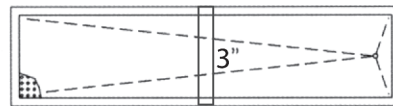

WBCT-400



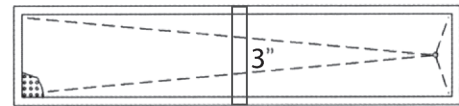
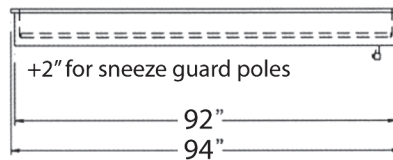
WBCT-500



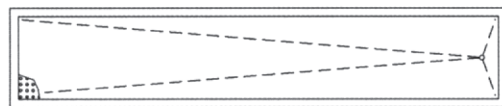
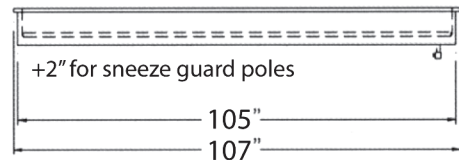
WBCT-600



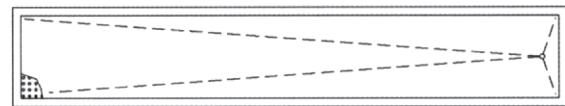
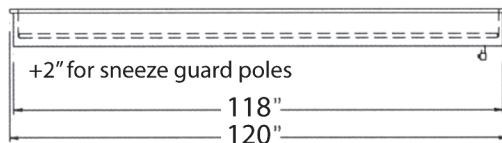
WBCT-700



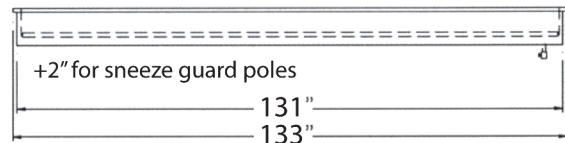
WBCT-800



WBCT-900



WBCT-1000



The manufacturer reserves the rights to modify materials and specifications without notice.