






NSF International Documentation Report

1. General Information

A. General Description of Equipment Rice stove

B. Model Number(s):	<u>WC-02</u>	<u>WC-02F</u>	<u>WC-04</u>
	<u>WC-04F</u>	<u>WC-06</u>	<u>WC-06F</u>
	<u>WC-**F</u>		<u>WC-**</u>

C. Description of model Differences (Including A available options). _____

Model No.	(Appro.) Height A	(Appro.) Height B	No. of Burners	(Appro.) WxLxH	BTU/Hr Ea. Burn	
	<u>WC-02</u>	3 3/4"	12"	2	24"X12"X12"	16,000
	<u>WC-02F</u>	27 3/4"	36"	2	24"X12"X36"	16,000
	<u>WC-04</u>	3 3/4"	12"	4	24"X24"X12"	16,000
	<u>WC-04F</u>	27 3/4"	36"	4	24"X24"X36"	16,000
	<u>WC-06</u>	3 3/4"	12"	6	24"X36"X12"	16,000
	<u>WC-06F</u>	27 3/4"	36"	6	24"X36"X36"	16,000
	<u>WC-**</u>	Cust Counter Model		**	Customise	16,000
	<u>WC-**F</u>	Cust Floor Model				

D. Intended end Use (if applicable): _____

E. Use Limitation (if applicable): _____



STANDARD 004

Optional: NSF



MEA
499-90E

RICE STOVE

WC - * * SERIES

* * = No. of Burners
(Shown: WC-02F)



(w/cover)

FEATURES :


- ◇ WIN RICE STOVE is designed to meet the need for auxiliary stove.
- ◇ Heavy-duty material and all welded construction.
- ◇ Front gas 1" manifold to each burner.
- ◇ Sturdy NSF adjustable legs.
- ◇ Models with 2 burners, 4 burners, 6 burners are available.



STANDARD 004

RICE STOVE
FRONT VIEW

Optional:





STANDARD 004

RICE STOVE
SIDE VIEW

Optional:






STANDARD 004

RICE STOVE
BACK VIEW

Optional:





Food Zone Parts List

Parts Description	Parts Number	Maximum Food Contact Area	Total Surface Area	Material Type Including Metal Alloy	Material Supplier (Non- Metallic)	Foundation ID. Number	Color	MFCR DCC # or Policy or Listed Std.